
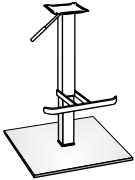

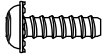

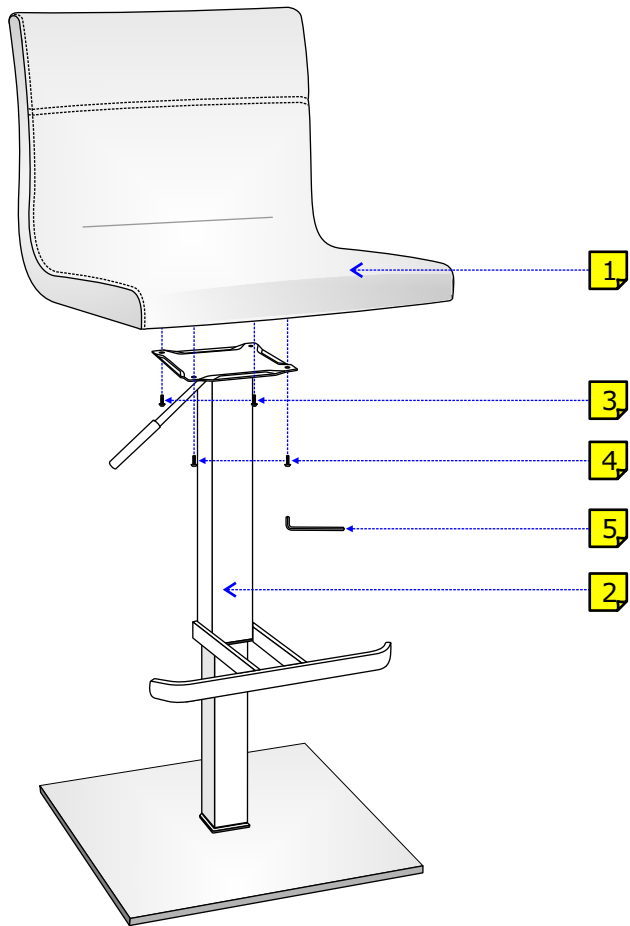


CODDY	1	SEAT	2	BASE	3	SCREW	4	SCREW	5	SPANNER
						 6*16 (2Pcs)		 6*25 (2Pcs)		 M5



Assembly Instruction



In order to activate the gas hydraulic, once you have assembled the stool it is important that you raise the lever and bounce your weight up and down on the stool. Then take your weight off with the lever still raised. The stool should begin to rise.

TO CLEAN THE PU SURFACE: WIPE CLEAN WITH A SOFT CLOTH MOISTENED WITH WATER AND NEUTRAL DETERGENT. DO NOT USE BLEACH, CHEMICAL OR BIOLOGICAL CLEANERS.