Montageanweisung / Installation instructions / Instruction de montage /Istruzioni di montaggio
montagehandleiding / Instrukja montazù / Montaj talimatlar / Osszeszelési utmutatòt / Nàvod k montážzi /
Nàvod na montaž / Instructiune de montaj / Инструкция по монтажу / Montaj talimatina / Monteringsanvisningar
Upute za montažu / Instrucciones de Montaje / Navodila za montažo

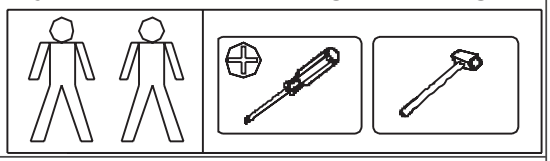

EMILIANO

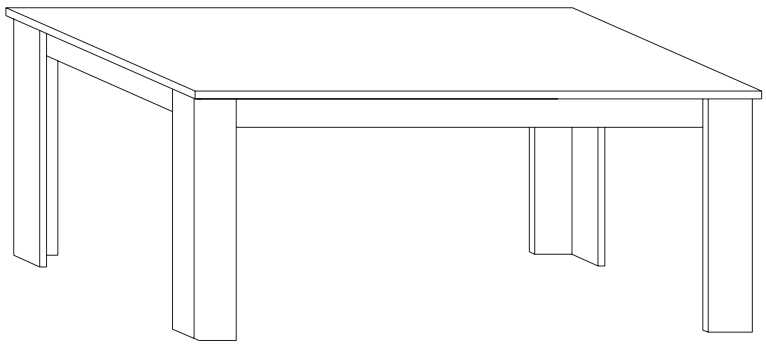

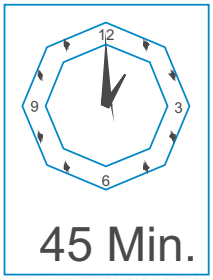

45 Min.

Total Kollis 2 Stuecke
Total colli 2 pieces
Numero total des colis:2
Colli totali 2
Totaal 2 colli's
Razem sztuk 2
Toplam parçalar 2
Celkem balìčky 2
Teljes csomag 2
Celkom balìčky 2
количество Всего 2
Total colete 2
Totalt antal kollin 2
Ukupno koleta 2
Bultos Totales 2
Skupno število paketov 2

D Bitte lesen Sie diese Montageanleitung gut durch, da wir für Fehler, die durch falsche Montage entstehen, keine Haftung übernehmen!

GB Please read these installation instructions through carefully as we cannot accept any liability for faults occurring as a result of incorrect installation!

CZ Přečtěte si prosim pozorně tento návod k montáži, aby jste předešli chybám vzniklých špatnou monzáži, za kterě neručime!

F Veuillez lire attentivement cette notice de montage, car nous déclinons toute responsabilité en cas d'erreurs découlant d'un montage erroné !

I Prego leggere attentamente le istruzioni per il montaggio, poiché decliniamo qualsiasi responsabilità per difetti derivanti da un montaggio errato

S Läs monteringsanvisningarna noggrant. Vi avsäger oss allt ansvar för defekter som uppstår p.g.a. felaktig montering.

HR Pažljivo pročitajte upute za montažu, jer otklanjamo svaku odgovornost za pogreške nastale uslijed pogrešne montaže.

SLO Prosimo, da pozorno preberete navodila za montažo, saj zavračamo vsakršno odgovornost za napake, ki bi nastale zaradi napačne montaže.

NL Leest u alstublieft deze montagehandleiding goed door, voor fouten door verkeerde montage zijn wij niet

PL Prosze uwaznie zapoznac sie z instrukcja montazu, poniewaz nie ponosimy odpowiedzialnosci za niewlasciwy montaz.

HU Kérjük, olvassa el figyelmesen ezt az összeszerelési útmutatót, mert a helytelen összeszerelésböl a dódó hibákért nem vállalunk felelösséget!

SK Prosíme, dobre preèítajte si tento návod na montáž, pretože nepreberáme žiadne ruèenie za chyby, ktoré vzniknú na základe chybnej montáže!

RO Vă rugăm să cititi cu atentie aceste instructiuni de montaj deoarece nu preluăm garantia pentru defecte ce apar datoritã unui montaj incorect!

RUS Пожалуйста, внимательно ознакомьтесь с данной инструкцией по монтажу, поскольку мы не несем ответственности за ошибки, причиной которых является неправильный монтаж.

TU **Ilkonce kullanma klavuzunu iyi okkuyun, yalnis montaj yapasaniz bunun sorumlusu biz degiliz.**

E Se ruega leer con atención las instrucciones de montaje debido a que declinamos cualquier responsabilidad por defectos derivados de un montaje erróneo

ONDERDELEN LYST-SERVICEKARTE-FORMULAIRE DEMANDES SAV-SPAREPARTS LIST-SCHEDA DI SERVIZIO

BESLAG-BESCHLAEGE - QUINCALLERIE - HARDWARE - FERRAMENTA

B	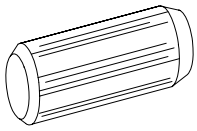 8x30 mm.	x8	
L3	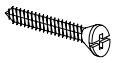 4x18 mm.	x30	
P7	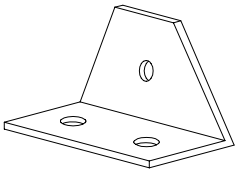	x10	
L4	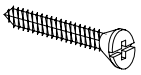 4.5x40 mm.	x28	
F3	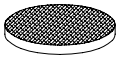	x8	
P13	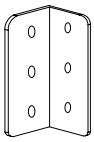	x4	

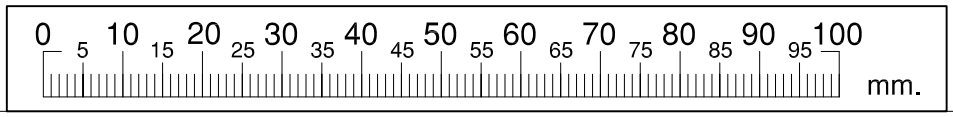

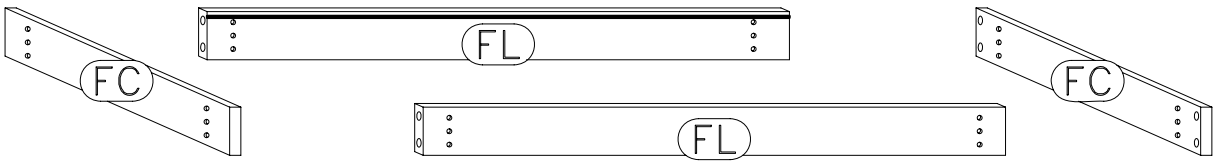



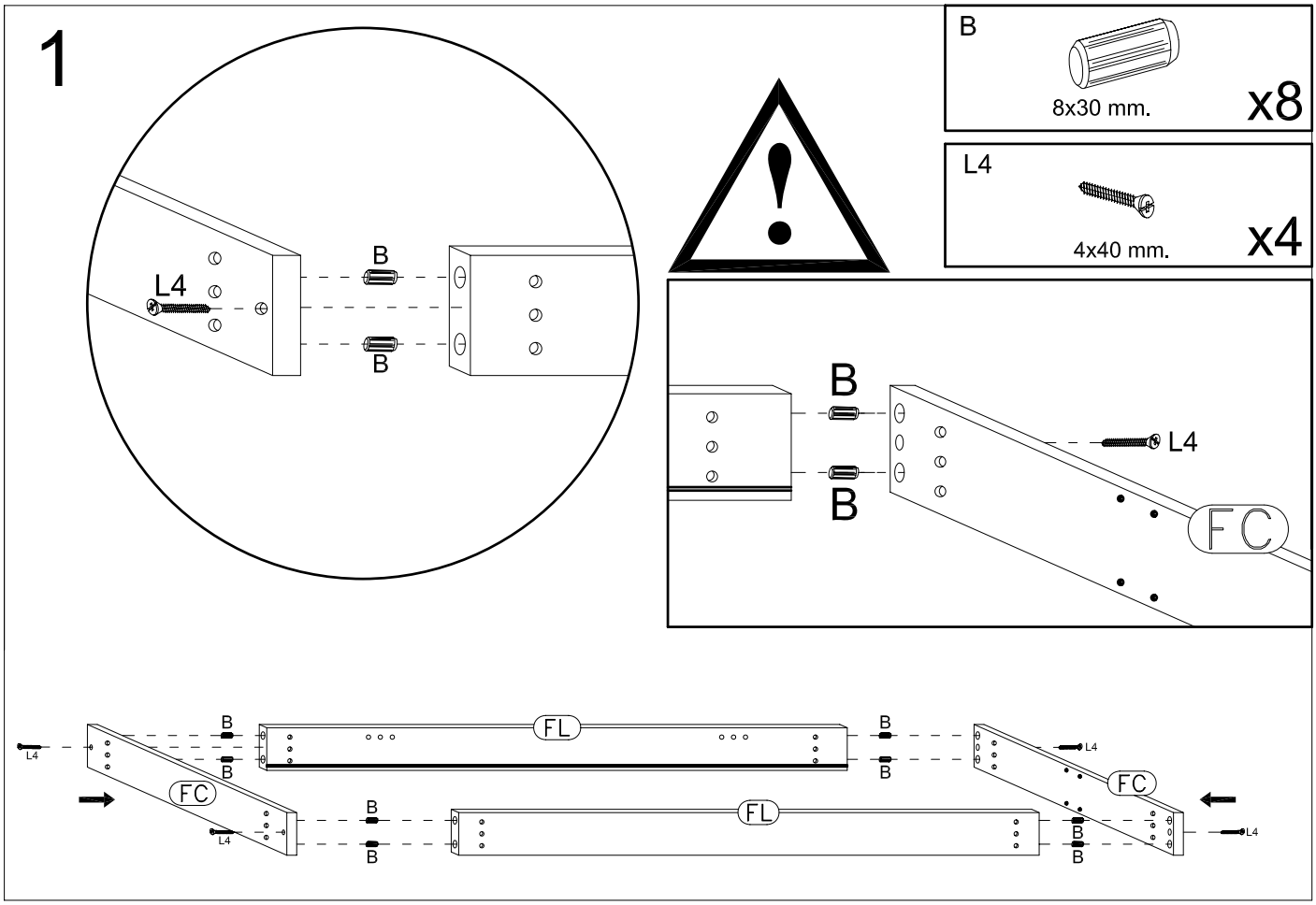
1
B
8x30 mm.
x8
L4
4x40 mm.
x4
L4
B
B
B
B
L4
FC
FL
FC
FL
FC
L4
B
B
B
B
B
B
B
B
L4
L4
L4
L4

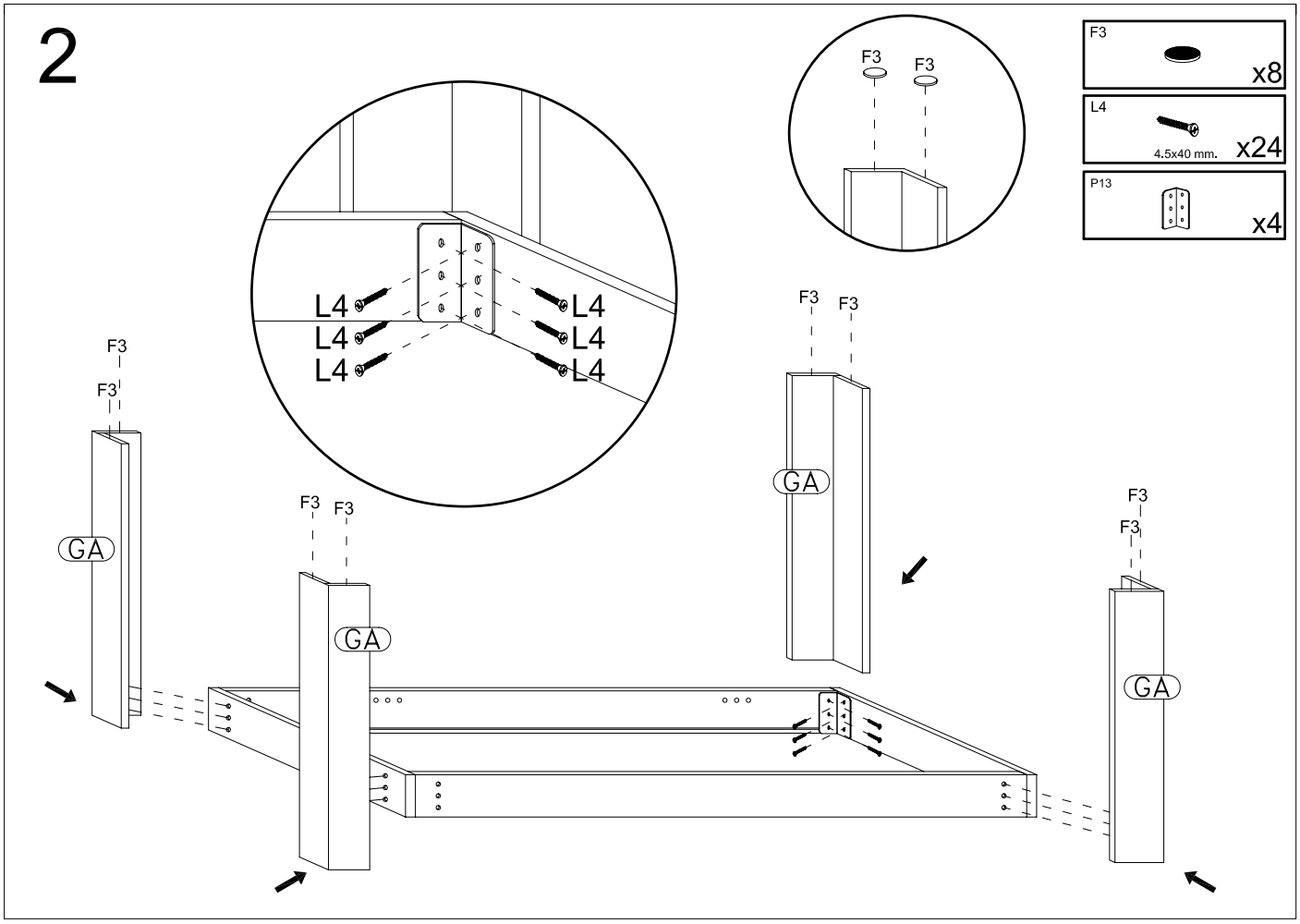
2
F3
F3
F3
x8
L4
4.5x40 mm.
x24
P13
x4
L4
L4
L4
L4
L4
L4
F3
F3
GA
F3
F3
GA
F3
F3
GA
F3
F3
GA

Falls Sie die Einsatzplatte erworben habe bitte nicht die Tischplatte mit den Beschlägen (P7) befestigen sondern folgen Sie der dazu betimmten Montageanleitung!

If you have bought the extention plate, please do not fix the table plate with the fixing supports (P7) but follow the dedicated assembly steps.

Si vous avez acheté l'extension, pas fixé le plateau avec les plaques (P7) et suivez les étapes d'installation dédiés.

Se avete acquistato l'allungo, non fissate la piana con i piastrini (P7) e seguite le fasi di montaggio dedicate.

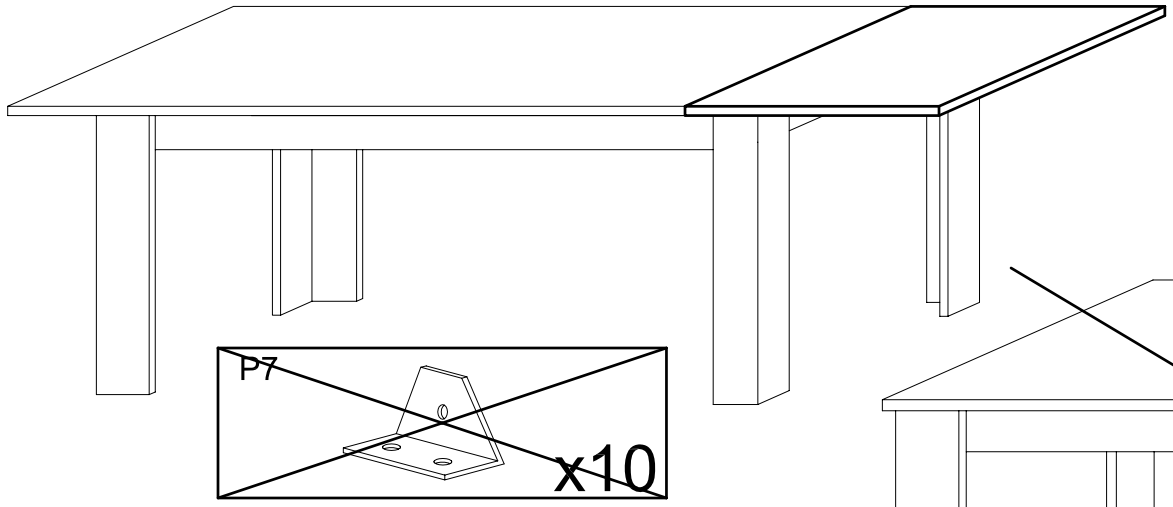

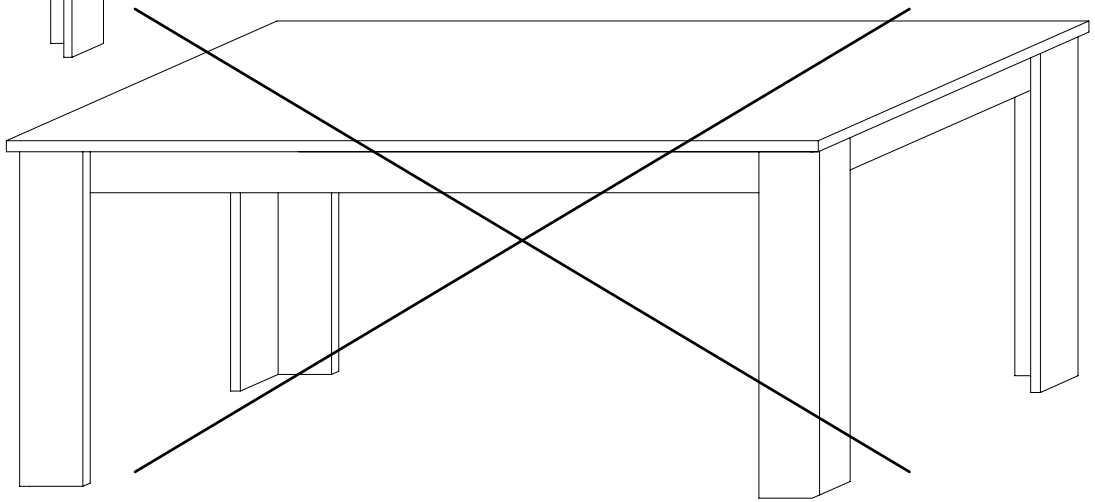
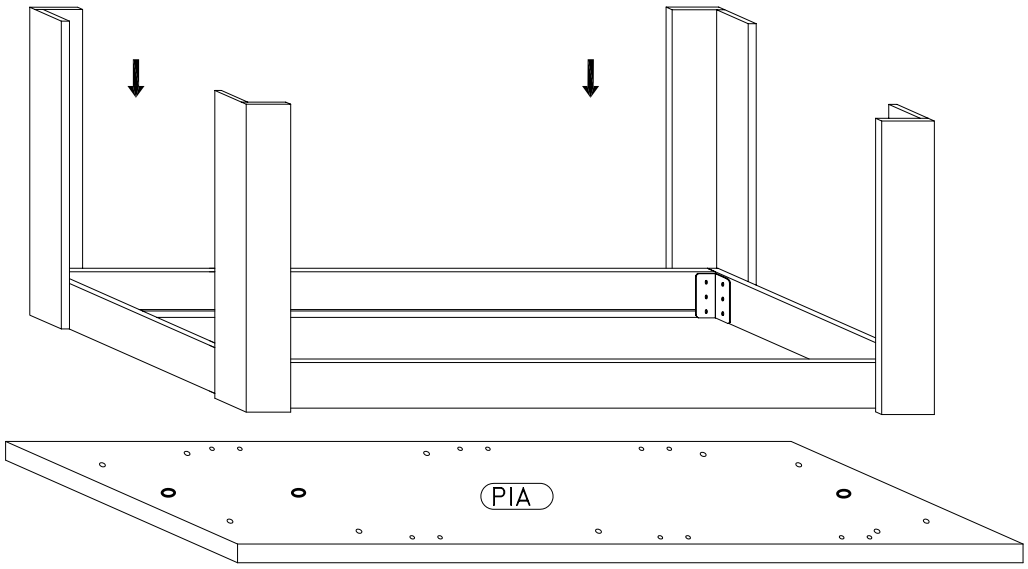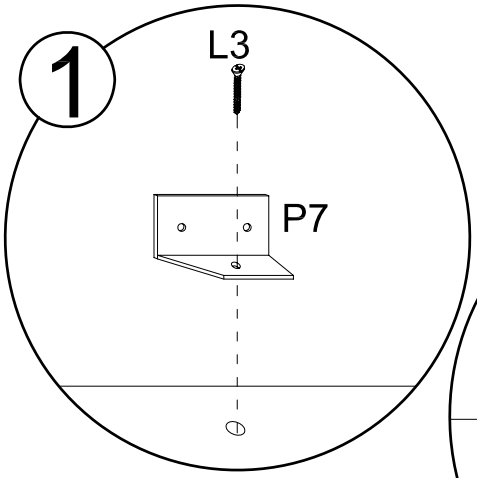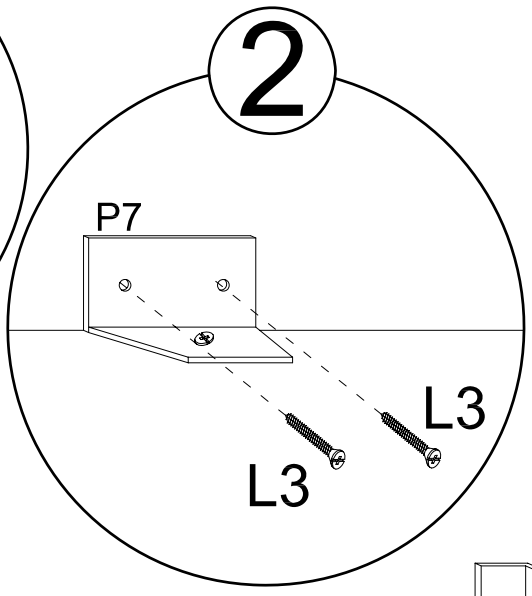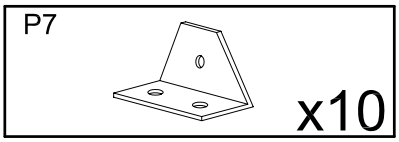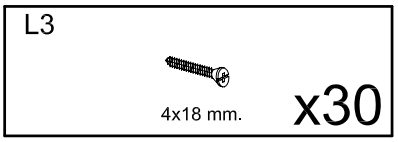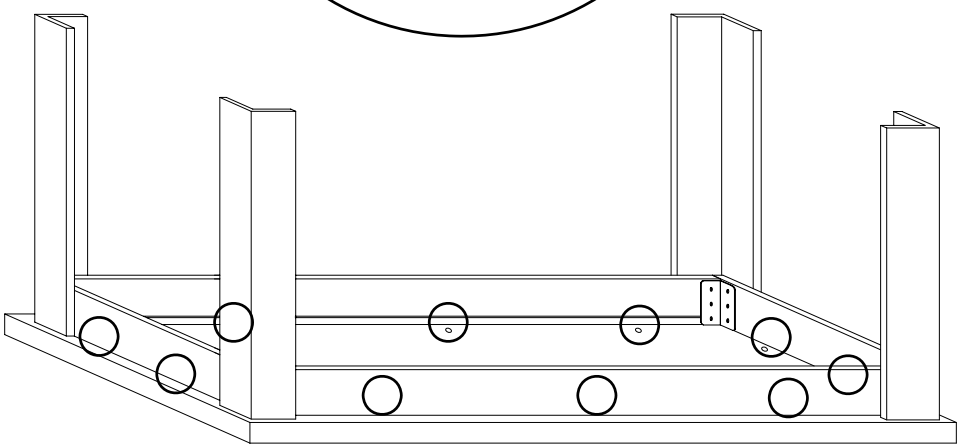
3